

Celebrating our **80th** Summer!

Skylake

2024 Parent Handbook



Skylake Yosemite Camp

since 1945

Table of Contents

	Page #
Contact Information	2
Calendar	2
Opening & Closing Days of Camp.	2-3
Traveling to Camp	3-4
Driving Directions	4
Airport Arrivals & Departures.	5
Camp Visits	5
Bass Lake Accommodations	5
Clothing & Equipment List	6
Sleeping Bags & Footlockers	7
Dress Code	7
Drugs, Alcohol & Other Prohibited Items	8
Cell Phones & Other Electronic Devices	8
Cabin "Graffiti" Policy.	9
Laundry	9
Camper Showering	10
Head Lice	10
Mail TO and FROM Campers	11
Emails to Campers	12
Phone Call Policy	12
Care Packages	13
Daily Newsletters	14
On-line Posting of Camper Photographs	14
The Companion Mobile App	15
Health Program • Health History Form • Medical Authorization.	16
Medications • Health & Accident Insurance	17
Homesickness & Separation Anxiety	18 -19
Cabin Grouping	20-21
Allergies & Special Diets	21
Trading Post.	22
Life Jackets	22
Restriction on Activities	23
Yosemite Day Trips.	23
Length of the Lake Eligibility	23
Senior and CILT Trips to Miller's Landing	24
CILT I & CILT II Program	24
Daily Schedule.	25-26
Skylake Code of Conduct.	26
Cancellation.	27
Payment of Tuition.	27
Gratuities	27
Contact between Campers & Staff After Camp	28
Emergency Procedures	28
Fires & Smoke	29
Priority Enrollment • Important Dates to Remember.	29
Core Values	30
Camp Administration	30

2024 Contact Information

Office Phone: (559) 642-3720 • **Office Fax:** (415) 459-3066

Office Hours: *Winter Office Hours* Monday - Friday 8:30 a.m. to 4:30 p.m.
Summer Office Hours Monday - Saturday 8:00 a.m. to 7:00 p.m.
Sundays 9:00 a.m. to 5:00 p.m.

Camp Mailing Address: 37976 Road 222, #25 • Wishon, CA 93669

Emails: Co-Director: [Adrienne Portnoy-Durgin](mailto:Adrienne@Skylake.com) Adrienne@Skylake.com
Co-Director: [Jessica Portnoy Sonka](mailto:Jessica@Skylake.com) Jessica@Skylake.com
Executive Director: [Jeff Portnoy](mailto:Jeff@Skylake.com) Jeff@Skylake.com
Registrar & Assistant Director: [Riley Riordan](mailto:Registration@Skylake.com) Registration@Skylake.com

2024 Calendar

Session A June 16 to June 29

Session C July 14 to July 27

Session B June 30 to July 13

Session D July 28 to Aug 10

Opening & Closing Days of Camp

All Skylake sessions commence on Sunday and conclude on Saturday. Skylake offers bus service on both opening and closing days to both the San Francisco Bay Area and to Los Angeles. We also provide pick up and drop off at the Fresno Airport.

Opening Day

The camp gates open at 12:15 p.m. on each opening day and the buses start to arrive around 1 p.m. Campers are then greeted and escorted to the campfire circle and find their cabin assignments. They are quickly busy with camp tours, health checks, swim checks and team building games. These first couple of hours of a cabin group are critical in forming a cohesive group.

For those who will be driving their camper, we ask that parents spend enough time in camp to briefly meet their child's counselor and then say goodbye. The last day of camp is much better suited for a parent camp tour or chatting with the counselors.

**We strongly
recommend that
ALL CAMPERS
arrive in camp
BY BUS.**

Traveling to Camp

Traveling by Charter Bus to camp with other campers and the counselors is a great start to their summer adventure. It is easier to connect and they are more inclined to make friends right away. Thus, before even reaching camp, they have begun the parent separation, met some new friends, chatted with a counselor and are ready for camp. It is much tougher on parents and campers to say good bye at camp vs. at the bus.

Parents must login to their account and make travel selections. Arrangements are made EARLY with the Charter Bus Company. So please double check your registration information is correct. If you have any difficulty or questions, please call the office. Buses have bathrooms on board, but do not carry potable water. Campers should bring adequate water and a lunch for the 4 hour bus ride. **Cell phones (or any device capable of accessing the Internet) are NOT permitted on the bus.**

Closing Day Arrangements

Important Details and Updates for 2024!

Sessions B and D

Skylake will be hosting Closing Day Ceremonies for the close of sessions B and D for Summer 2024. Parents are invited to attend the closing day ceremony if they are picking up at the close of either of these sessions. **Gates open at 9:30 a.m.** and the closing ceremony starts at 10 a.m. Immediately following, a light brunch is served. **Buses will load at 11:30 a.m. for Sessions B and D, and depart from camp at 12 noon.** Camp is then closed to all outside guests. Buses to Los Angeles arrive at about 5 p.m. Arrival time of the buses for Emeryville and Palo Alto depend on routing, but are typically close to 4:00PM. Up-to-date arrival times are communicated by email within the week prior to each session's travel dates. Any questions, please call the office.

Sessions A and C

Closing Day for sessions A and C will give parents who are picking up a chance to see camp just after we have loaded the buses for campers returning home by bus. **Gates open at 10:30 a.m., with a pick up window between 10:30 a.m. - 11:30 a.m.** There are **no closing ceremony events** for these two sessions. **Buses will load at 9:30 a.m. for Sessions A and C, and depart from camp at 10 a.m.** Buses to Los Angeles arrive at about 3 p.m. Arrival time for the buses for Emeryville and Palo Alto depend on routing and will be communicated within the week prior to each session's travel dates. Any questions, please call the office.



Los Angeles Buses

Arrive and depart from:
West L.A. Federal Building
11000 Wilshire Blvd.
Los Angeles, CA 90024

The buses will load from Veteran Ave., adjacent to the Federal building parking lot, if the Federal Building lot is ever closed. Otherwise, the buses will be in the main parking lot.

Buses load at 7:30 a.m. and depart by 8 a.m.

San Francisco Bay Area Buses

Emeryville - Boat launch parking lot located on Powell St. *Immediately opposite the Hong Kong East Ocean Seafood Restaurant, 3199 Powell St., Emeryville, 94608.* It's about 1 mile west of Hwy. 880, just East of Bay Bridge.

Palo Alto
Foothill College Parking Lot 1,
immediately upon entering the campus.

Departure time varies between 8 and 9 a.m.
(depending on the number of campers traveling.)
Exact time of departure will be sent one week prior to travel date.

Driving Directions

If you are driving, Skylake is about 4.5 hours from Los Angeles and 4 hours from San Francisco. We are located almost precisely in the center of the state, at the 3,600 foot level of the Sierras. Camp is a one-hour drive from Fresno. The nearest town is Oakhurst, which is closest to the Southern entrance to Yosemite National Park.

From Los Angeles, exit Highway 99 at Fresno onto Highway 41.

From the San Francisco Bay Area, exit Highway 99 at Madera, follow the signs to Highway 145, then turn left onto Highway 41.

Once you're on Highway 41, the easiest way to camp is through the town of Oakhurst. *(Skylake is only 15 minutes from Oakhurst.)* ***Please follow the fail-safe, turn-by-turn instructions below.*** Many online or G.P.S. directions to Skylake are faulty. Most importantly, ***do NOT leave Highway 41 until AFTER you have passed through Oakhurst.*** There are some G.P.S. services that have you exit Highway 41 onto Road 220 - ***PLEASE DO NOT THAT.*** Although that potential route is 5 minutes faster, you have 10 times more likely chance of getting lost.

- Proceed through Oakhurst on Highway 41
- Turn right on Bass Lake Road/Road 222-large sign points the way
- Proceed on Bass Lake Road for 3.4 miles, up over a ridge and down to lake basin
- Turn right onto Road 222/South Shore Road for 0.3 miles - ***look carefully for this turn!***
- Turn right to "STAY" on Road 222/South Shore Road
- Bass Lake will appear on your left side after 1/2 mile, camp is 3.5 miles further
- If when you first see the lake, it appears on your right, you have missed the 2nd turn off to remain on Rd. 222
- Look for Skylake Sign at driveway on the right; proceed up the driveway to camp

Camp is not visible from the road, we are on a knoll above the lake. The docks are directly below camp and you will pass those just before reaching the Skylake driveway.

Skylake shares the same mailing address with Millers Landing, so do not enter our address into your GPS. Searching "Skylake Yosemite Camp" in Google maps will route to the camp's driveway, however we still urge you to follow directions as stated above.

Airport Arrivals & Departures

Fresno International Airport is located approximately one hour from Skylake. Skylake staff will pick up campers on opening days and escort campers on closing days to and from the airport at no charge. **We ask that all arriving campers schedule their arrivals as close to noon as is possible. Campers departing camp should schedule their departure flights no later than 1:00 p.m.** If special arrangements need to be made during a session for trips to and from the airport there is a \$100 transportation charge each way.

Camp Visits

There are no scheduled visiting days. The flow of camp is very important and is a delicate balance. Even returning campers can experience separation anxiety, especially when a parent visits at camp. There can also be a negative ripple effect on the other campers in a cabin when a camper receives a visit from a parent. The only exception to this basic policy is that parents dropping off a two-week camper and have another child in camp for four weeks will have the opportunity to briefly visit with their four-week camper(s) on that opening day. **There are no off-site visits allowed, and campers are not permitted to leave camp and return mid-session.**

Bass Lake Accommodations

For those parents who wish to stay in the area either prior to dropping off or picking up their campers we suggest making reservations at one of the following locations. *This is a resort area so please book your rooms very early.*

YOSEMITE GATEWAY INN

yosemitegatewayinn.com

Oakhurst (800) 545-5462

Additional chain hotels in

*Oakhurst include, Hampton Inn,
Fairfield Inn & Holiday Inn*

TENAYA LODGE

tenyalodge.com

(800) 635-5807

A full service, nice, large hotel

PINE'S RESORT

basslake.com

(800) 350-7463

On Bass Lake, close to camp

SIERRA SKY RANCH

sierraskyranch.com

(559) 683-8040

15 minutes from camp

CHÂTEAU DU SUREAU

chateaudusureau.com

(559) 683-6860

A Relais & Châteaux,

World class accommodation

NARROW GAUGE INN

narrowgaugeinn.com

Fish Camp (559) 683-7720

3 miles from Yosemite Park

WAWONA HOTEL

yosemitepark.com

(559) 252-4848

Step back into the 1930's

Clothing & Equipment List

This list is complete and covers everything necessary for camp. Please help your camper pack, know what goes in their trunks, and help us keep Skylake safe and fun. If you have any questions about the appropriateness of any item do not hesitate to call us.

Bunk Bedding:

- 1 Fitted Twin Sheet (*optional*)
- 1 Sleeping Bag
- 1 Pillow & 1 Pillow Case

Clothing:

- 1-2 Pajamas
- 10 Pairs of Underwear
- 4-5 Pairs of Shorts
- 1 Pair of Jeans
(*2 pairs if horseback riding*)
- 8 T-shirts or Light Tops
- 1 Sweatshirt or light jacket for cool nights (*or fleece for overnights & backpacking trips*)
- 1 Set of Party Clothes (*equivalent of nice school clothes*)
- Hat or Visor (*for sun protection*)

Footwear:

- 1 Pair of Running/Athletic Shoes
- 1 Pair of Flip Flops (*for shower use*)
- 5 Pairs of Socks
- Boots (*optional for horseback riding*)

Bass Lake Swim Gear:

- 2 Swimsuits
(*NO itsy bitsy, teeny weeny*)
- 2 Beach Towels
- Sandals
(*with heel strap - required for swim trail*)
- Sun Screen (*NON-AEROSOL*)

Shower House & Personal Needs:

- 2 Bath Towels
- Soap, Shampoo, Toothpaste, & Toothbrush
- Bug Repellent (*NON-AEROSOL*)

Miscellaneous:

- Laundry Bag
(*with name on it & closure ability*)
- Books
- Stationary, Pens & Address List
- Camera
(*NO smartphone cameras*)
- Water Bottle
- Flashlight
- Small Daypack

Senior Village and CILT Campers are required to bring hiking shoes with a strong sole, good tread, and proper ankle support.

Camper's desirous of going on a **backpack trip or day hike** should bring **solid day-hiking shoes** (*ie: Merrill, Hi-Tech, Keen*). Gym sneakers without tread **are not adequate** for Yosemite's trails. Granite can be slick in some spots and/or have loose gravel that is also slippery. All backpack equipment will be provided.

Skylake provides all athletic equipment!

There is no need to bring anything from home. (*ie: balls, gloves, bats, helmets, tennis racquets, etc. are all provided*)

Please help us keep Skylake safe by NOT packing ANY products in aerosol cans.

Sunscreen has become very popular in aerosol cans. However, they can become extremely dangerous and not appropriate for a camp environment.



Sleeping Bags & Footlockers

Our cabins are open air and the evenings can get chilly. Sleeping bags are the easiest way to provide bedding. Many campers choose to bring a fitted sheet for the mattress and sleep with the sleeping bag unzipped. This can be more comfortable than being in a sleeping bag every night, and still allows for zipping on colder nights.

Campers that desire to go on overnight trips out of camp, can simply take the sleeping bag with them without having to bring additional bedding. "Sleep-over" type sleeping bags are not adequate for overnights, but there is no need for a "0 degree" rated mummy bag. *The most appropriate multi-use bag would be tapered and have a lower limit temperature rating between 20 and 30 degrees.*

Footlocker trunks are not required, but many campers enjoy packing and bringing a trunk to camp. They are more common for four-week campers, with some two-week campers also choosing to bring them. **Parents often inquire about the most appropriate trunk size, and we suggest the medium sized, usually 32 x 18 x 13.5.** We also see a lot of duffel bags or soft sided pop-up trunks which can work just as well, for both two weeks or four weeks. We would recommend if packing in a duffel bag, that it has some structure to it which can help make it easier to stay organized. The cabins do not offer drawers. Each camper does have a cubby for personal items and hanging space for towels.

Dress Code

We strive to maintain a low-key approach to dress code issues. Camp is pretty casual, and therefore there is a certain laxness to what the campers are wearing. However, we don't want to see any pushing the limits of acceptability. We outline below our dress code standards that we would ask you to review with your camper. These should assist in their choice of clothing items to pack for camp and possibly other items that should remain at home. We reserve the right to require campers to change their clothing if deemed inappropriate.

- Campers clothing and dress should at all times be age appropriate, comfortable, and appropriate for active sports.
- Campers shall wear shirts at all times they are in camp. Being shirtless, having exposed mid sections, or wearing bikini tops in camp are not permitted.
- All shorts and pants worn by campers shall be properly fitting and shorts length should be appropriate to provide full coverage.
- Clothing that has messaging must be age appropriate and contain no drug, sex, or divisive messaging.
- Jewelry should be limited and nothing should be worn that is capable of being entangled. (Ear ring hoops, large rings, etc.)
- All bathing suits shall be similar in size and cut as a Red Cross Approved bathing suit. Specifically excluded are string bikinis or bathing suits that do not provide adequate coverage.



Drugs, Alcohol & Other Prohibited Items



WARNING

Camp has a very clear policy when it comes to drugs, alcohol, tobacco and vaping. These items are not permitted in camp and any camper in violation of this policy will be sent home. On the first night of each session camp rules are presented. Campers are given the opportunity to rid themselves of anything that is inappropriate without consequences. After that, any discovery means an immediate trip home.

Campers are also reminded that weapons of any sort, pocket knives, sling shots, water guns, water balloons, pets and private vehicles are not permitted at camp.

Cell Phones & Electronic Devices



Cell phones are not allowed at camp. Skylake believes campers should be 100% free of cell phones and other electronic devices that have technology to access the internet. Summer camp is the perfect opportunity for kids to take a break from the over abundance of screen time. Camp starts from the moment campers get on the bus. We ask that your child leave these items at home and not bring them. **We will mail home any phone or device that makes its way**

to camp. These include Kindles, iPads, Smartwatches and iPod touch devices. We know many campers are avid readers. The office has a full supply of books should your camper run out of reading material while at camp.

Special arrangements can be made for campers that will be traveling by air unaccompanied and may need their cell phone. Please call the office to make such arrangements.

Campers who wish to bring music devices to listen to music or books with headphones during our scheduled down times, must make sure these devices do not have technology that can access wi-fi. **Approved music devices include mp3 players and classic iPods. Please do not send your camper with an iPod Touch or old iPhone handed down, as these are not approved music devices at camp.** We discourage families from sending any expensive electronics to camp. The only recharging option is at the shower houses which runs the risk of items being broken or stolen.





Cabin “Graffiti” Policy

Interior maintenance of the cabins continued this past off season as we work to update and brighten these spaces to make them more comfortable and relaxing. This year we completed the rebuild of the bunks on the girls’ side of camp which removed the last of the old names written inside the cabins.

Campers and staff used to add their names to the interior walls, bunks, and ceilings of cabins since the first years Skylake was in operation, and we know that it was a beloved tradition. While most campers respectfully wrote just their name along with the year they lived in that cabin, over the years, this “tradition” was sadly abused by many others who instead of adding names and years, started to write much larger and longer messages. This writing evolved for some into inappropriate language and drawings which our staff would find and report on inspections prior to the start of each session. We worked hard to catch the graffiti before a new camper would, by painting over these sections before the next group of campers arrived. We determined a few years ago that we had to put an end to all writing on the cabins.

Over the course of many hours, the writing was removed with an electric sander by Skylake’s maintenance team, and the walls are much lighter and brighter. **Camp’s policy is now clear: no writing on cabin walls. We ask for everyone’s cooperation in this and helping us create inviting and restful spaces in our cabins for campers, family campers, and staff. We thank you in advance.**



Laundry

All campers should have a closeable laundry bag that is clearly identifiable with the campers’ full name. **All clothes should have either nametags or names written on each piece of clothing.**

Every week, the campers’ laundry is collected and taken to a commercial laundry in Oakhurst with a 24-hour turnaround time. The girls’ laundry goes out on Wednesdays and the boys’ laundry goes out on Thursdays. Each individual campers’ laundry is washed and dried in its own machine. However, all of an individual’s laundry is washed together. Lights and darks are NOT separated. It is not recommended to send fancy clothes to camp - there is little or no chance they will return in the same condition as they arrived.

Occasionally a laundry bag is misplaced and never found. If that happens to your camper, Skylake will reimburse to a maximum of \$200 for lost clothes.

Camper Showering

We understand that many campers have questions or concerns about showering at camp before they see the facilities. The shower houses and shower time guidelines are set up to insure everyone's privacy.


1. The Boys side of camp and the Girls side of camp have separate shower house locations.
2. Shower houses are further divided for use by lower division (1st-5th grades) and upper division (6th-10th grades) campers separately. This helps prevent younger campers from possibly feeling overwhelmed.
3. Each shower house has individual stall showers with privacy curtains.
4. Staff are assigned during the designated shower times to monitor the number of campers entering the shower house. Staff are stationed just outside the door to make sure everyone is comfortable and has privacy. Campers are only allowed into the shower area when a shower stall is available.
5. Campers have as much privacy in changing after showering as they desire. Some campers will hang their towel on the hook just outside the shower stall to dry off in the stall after their shower and then head back to their cabin to change. If the camper prefers, they are welcome to bring a change of clothes to hang on the hook and change in their stall after showering. **There are also private bathroom stalls which can be used for changing at any time a camper wants privacy.**



Head Lice

We perform a lice inspection on all the campers when they arrive (as part of their "health hut visit") and we also make sure to sanitize all of the cabins between sessions. However, occasionally, head lice has presented a significant challenge for us. When campers arrive on opening day of their session with head lice and it is detected on our initial screening, an enormous amount of Skylake staff time is required to control the situation.

We really need an extra effort on your part before sending your child to camp. **Start thorough scalp inspections starting one week before your camp session begins.** Lice treatment shampoo and daily combing until all lice and nits are gone would be required should you discover your camper has lice before camp. We reserve the right to send children home if we discover head lice.



Mail TO Campers

Campers very much look forward to letters from home.

Mail should be addressed to:

Campers' First and Last Name
Skylake Yosemite Camp
37976 Road 222, #25
Wishon, CA 93669



Campers love to receive mail from home. Letters are far more fun than the e-mails that we print off. All parents should really try to send regular letters or cards from home. This is particularly important the first couple of days. Mailing a letter on Saturday before your camper(s) head for camp is a really good start.

Mail FROM Campers

“RULE OF THUMB”

*The **unhappy** camper writes home three times a day.*
*The **happy** camper never writes home.*

Writing a letter is like homework to some of the campers, they really just don't like to do it. Skylake does require all campers to write a postcard home on the Thursday of their first week in camp.

If you want your children to write, make it really simple for them by sending prepared envelopes that are already stamped and addressed home. Please also make sure your child knows that the office will happily provide paper, envelopes and stamps free of charge.



E-Mails to Campers

We offer a **one-way** email system where Parents may send emails to their campers. The email system is accessed through your online **"Camp in Touch"** account and also through the Campanion App (*further explained on page 16*).

We prefer parents view emails as a quick way to correspond on important time sensitive matters (such as transportation plans). We encourage handwritten letters for the more warm and fuzzy stuff. Our daily cut off on email is 11 a.m.

All email received after that time are delivered the following day.

Emails received on the day a camper is scheduled to go home will not be delivered in time for their departure. Please plan accordingly.

A significant element of the camp experience is developing independence for both the parent and the child. Please give consideration to how much news from home is too much news. Skylake provides the ability to send 5 emails per week. You probably don't need to send that many, but the option is there.

In those situations where the children live in separate households or the campers have relatives desirous of sending an email, they can be sent directly to either registration@skylake.com or jessica@skylake.com and they will be delivered with all of the other emails. **Please be sure to place the camper's name in the subject of these emails.**

Phone Call Policy

Parents may always call camp if they have a concern and your child's counselor or the head counselor will return your call. The normal time for counselors to return phone calls is after dinner at approximately 6:45 to 7:00. It is very difficult for the cabin counselors to make or receive phone calls during the day.

Campers as a general rule are not permitted to talk over the telephone. Years of history has proved that the "no phone call policy" reduces homesickness. This is a policy; it is not a rule carved in stone. There are limited situations where a phone call will be determined to be useful and it will be arranged. However, with history as our guide, a phone call with a camper who is having homesickness issues is usually the quickest ticket home.

The Head Counselors are normally available during the day. The Skylake Office is open from 8 am-7 pm Monday-Saturday, and 9 am-5 pm on Sunday.

**Phones are regularly screened for messages later in the evening by the P.M. Director and any true emergencies will be responded to. Please understand that the camp schedule may require the office staff to be in and out of the office and your call may go to voicemail.*

All phone calls will quickly be returned once staff return to the office.



Care Packages

Yes, Skylake welcomes care packages... with some important limitations. The sending of fun care packages to kids at camp is an old tradition. It is a tradition we very much would like to retain. Many camps have eliminated the practice entirely, and every other camp (*to our knowledge*) that still allows packages, prohibits all food and candy. We find that sad. The joy of a package from home is unbelievable. **However, the occasional abuse of the practice mandates that certain rules be implemented.** Your help and understanding in this matter is most appreciated.

Here are the simple rules:

1. Campers may receive **a maximum of ONE package per week** during their stay at camp. Please make sure relatives and friends understand this policy includes them. You will receive pre-addressed care package labels from camp a few weeks prior to the session, and packages are tracked and counted for each camper as they come in. **You are not required to use all of these labels.**
2. The package can be **NO LARGER** than a normal sized shoebox or the standard **MEDIUM sized** "Flat Rate USPS box."
3. Siblings should receive their own individually addressed packages.
4. Packages that exceed the size requirement or the single package per week requirement **will sadly be returned to sender.** Please communicate this policy to grandparents and other relatives. ***We do not enjoy returning packages of love.***
5. Emergency packages for clothes or other essentials items can be arranged by calling the office.
6. **Be conservative in your food and candy choices, and PLEASE DO NOT send any peanut products.**



Daily Newsletters

The camp directors write a daily newsletter designed to give you a feel of what is happening in camp that day. Included in the daily articles will be mention of the trips taking place, special day activities, prominent awards, weather, menus and other special events. Everyone is advised to become familiar with our **"Parents Log-in"** procedure so you will be able to access the daily photos and newsletters.

Daily News is still only found through Camp in Touch.

We are hoping the Daily News will be added to the Campanian app in future system updates.

The Parents Login is located under the "Parents" link on the www.Skylake.com website.



On-Line Posting of Camper Photographs

Posting of camper photographs online has become very popular.

We post between 50 to 150 photos every day. ***We attempt to get a wide cross section of the campers and activities, but cannot guarantee every camper's smiling face will appear in the daily photos.*** Some children run to the camera, while others shy away. After day six or seven, if you have not seen your child in any photos, please give us a call and every effort will be made to get their smiling face posted. Daily photos can be viewed through your **Camp in Touch** account, as well as on the **Campanian app** detailed on the next page.

Please remember that some days we have no photographer available and on those occasions there will be no new photos posted for that day. However, all photos that do get posted will remain available for the entire summer. CampMinder offers the ability to purchase photo gifts through their system from Camp in Touch, and photos can be downloaded for free in both Camp in Touch and the Campanian app.

The posting of daily photographs is one of the more challenging issues to balance while trying to allow a child space to grow, and still provide parents a sense of comfort by seeing their child in a safe and happy environment.

For this reason, we make every effort to take the daily photos in an inconspicuous manner. Normally, the photographs are taken in a rapid succession with little or no posing. We feel the less intrusion into the daily routine the better, so these are not always perfectly edited photos. Although we know that you would love to see many daily photographs of your

camper, that would be very interruptive of the daily routine. Thank you in advance for understanding, as we attempt to maneuver through this delicate balance. **This is a core value issue with the camp.**





The Campanion Mobile App!

Campanion is a mobile app developed to work with our enrollment software provided by **CampMinder**. Each parent on the camper account has access to download this app to their phone and easily scroll through the photos that we post each day during camp. Parents can also receive push notifications when your camper appears in a photo with the help of face finder technology. **Photos can then be downloaded to your phone for free.**

**Please note that CampMinder has developed this mobile friendly option to work with mobile phones only at this time, and currently the system is not compatible with iPads and other tablets.*


Other Great Features you can do with the Campanion app:

1. Easily fill out all required **Camper Forms** when they go live in March. The paper forms that require scanning and uploading are now a breeze through the app!
2. See your history of **Emails** sent to your camper and send one off easily from the app too. Remember that letters sent in the mail are much more meaningful, we only recommend an occasional email. **Also, campers do not have the option to email you back. (If a camper has something urgent to share with you or ask you, we offer to scan and email a letter, or we offer to send a parent a quick email on their behalf.)**
3. **Submit your Application for Camp for 2025!** When the application goes live September 1, 2024, you will find it online and on your Campanion app under Registration.

If you have not yet downloaded Campanion, follow these simple steps:

1. **Download the Campanion app** available on **iOS** and **Android** to your phone from the App store on your iPhone, or Play Store from your Android.
2. **Find the app on your phone and login to the app using your Camper Account login email and password (the same one you use for Camp in Touch).** *Parents should each download the app and use their own email to log in. **We do not recommend sharing the same login.*** If one parent ever changes a password after forgetting it for example, it would then lock the other parent out from logging in, so we really advise each parent log in as themselves. **The app is free for each parent in both the primary and alternate household.**
3. **For parents who have not used Camp In Touch and don't know what your password is, we can email you a password reset link to set up a password with the log in email we have on account for you.** *If you receive emails from us, we have a log in email for you, and you just need to set up a password. Give us a call or email us at registration@skylake.com and we can get that email right off to you.*
4. Once the App is downloaded on your phone, you will be prompted to Upload a reference photo of your child – **IMPORTANT – You must take this reference photo before they leave for camp to have the tagged photos feature work.** Once one parent takes the camper reference photo, it is set up on all parent devices. Only one parent needs to do this step.

A new photo for returning campers is required each summer.



Health Program

Skylake has a Health Hut that is staffed 24 hours a day. The camp nurse handles medication distribution, treats all minor cuts and scratches, and makes referrals to the local Doctor when it is deemed advisable.

All campers are required to have a current Physician's Exam form on file, stating them to be in good health and free from a communicable disease. Upon arrival and at least once thereafter your camper will be checked by our camp nurse.

Whenever a camper is taken to the Doctor's office in Oakhurst, or spends the night in the infirmary, or has a significant illness or injury, a parent or guardian will be notified. In the event of any doctor's visit that requires follow up or clearly is more than an incidental visit you will be immediately called for consultation.

Online Health History Form

This is the most important piece of information we obtain from parents and guardians. The information in this form alerts us to everything from allergies to current medical conditions to emergency contacts and health insurance details. This is an **online form, found in your Parent Account, under Forms & Documents** and also in the **Campanion app under "Forms."** It should only take 10 minutes to complete. You can complete this form at your leisure and hit "Save For Later" if you don't have the time to fill out in its entirety. At the end of the Health History, it's important to electronically sign the form and hit "Submit Health Form". *You can still go back and make changes, even after "submitting" the form.* This form provides our Nurse and your camper's counselor with vital information about your child.

Medical Authorization to Treat

The Online Health History form also serves as our Medical Authorization to treat your child. This is very important to complete. Any necessary medical care for your camper could be delayed because of the need to contact you first.

The Health History form with the Medical Authorization to treat will be available in both Campanion and Camp in Touch (under Forms) on March 15th. Please be sure to sign and date this form. **Parents of returning campers are requested to read and update the form carefully, as information carries over from year to year and requires updating.**





Medications

All medications brought to camp must be in their original containers and must be turned in to the infirmary during the initial health check. Campers are not permitted to retain any medications, including over the counter medications, in their cabins. The only exceptions are inhalers and EpiPens. **All medications that come to camp must be entered in your camper's online Health History form.** You can update just this section of the form as needed leading up to camp if medications change and then resubmit.

The Health Hut has become a busy place for our camp nurse and the nurse's assistant. **We ask that you please only send essential medications to camp. If your child can skip their daily vitamin while at camp, this will help our medical team focus their energy on critical medications and campers who need first aid or other medical attention.**

Health & Accident Insurance

Skylake carries liability insurance but does not carry day to day health insurance for the campers. Campers' individual insurance will be used for all illnesses or injuries that require treatment by a Doctor. Any required co-pays or costs of medications will be advanced by Skylake and then billed to the campers' financial ledger to be settled on the card on file after camp. **Please make sure you update health insurance information each year on the Online Health History Form.**



Homesickness & Separation Anxiety

First time separation anxiety is a real issue, not only for the camper but also for parents. We understand this and treat it very seriously. The most important thing to recognize is that it is totally normal, that it is an important element in maturity and learning to live apart from parents, and that a camp environment is about the best place on earth to experience this growth experience.

A camp environment is a special place where love and support is everywhere. Camp provides the same type of love and support that a family does, but this time, without a parent present. It is this absence of a parent that gives a child the understanding that they are an individual, capable of solving and dealing with issues without always needing a parent present. **There is no greater skill we can assist a child in identifying within themselves than this realization of self power.**

Skylake is a home to 210 campers each session. Each session, approximately 25-40 of the campers are experiencing sleep away camp for the first time. In the first few days of a session it is very common to deal with three (*to as many as ten*) campers that are experiencing some level of homesickness. You should also be aware that homesickness is not limited to "first-time campers."

Skylake employs a number of techniques to assist children over the hump in getting comfortable at camp. Most of the time, the solution is relatively simple; we aim to keep the child busy and engaged. Homesickness is most prevalent during those times in the day when camp slows down and at bedtime.

If it's a case of ongoing homesickness (*and after we've worked with the camper for a few days with not much success*) we may call the parents for assistance in looking for other possible solutions that could be helpful. Parents will of course be contacted immediately if we have significant concerns.

During the course of an entire summer only one or two campers normally go home due to homesickness. We will work very hard to get a child to succeed in this incredible step in life; it is too valuable to give up on too easily. However, we will never keep a child in camp where it is evident they are so unhappy that success appears very unlikely.



Homesickness & Separation Anxiety Continued

There are a number of tried and true concepts in dealing with homesickness, both before your child comes to camp and once they are here.

1. Do not be afraid of the topic. It should be openly discussed.
2. Communicate with the child that the fear and anxiety is perfectly normal.
3. Communicate that there will be other children at camp with the same type of concerns.
4. Make sure the child knows that the camp staff have dealt with this type of issue and are trained to assist the child through any difficulties they may experience.
5. Adrienne and Jessica are available to speak with your child before they come to camp so they know there is someone there that knows them and is ready to personally greet them when they arrive.
6. Please **DO NOT** make a deal with your child that "if you don't like it, I will come get you." The first time a child is unhappy, they may hold you to that promise, and you will be left without any options. You can promise that if there are any problems you will be working with the Directors and the counselors to make sure the child is happy.
7. You should discuss the topic long enough that your child becomes comfortable with the concept and is ready for the challenge.
8. If you cannot get your child comfortable with the concept of being away from home, your child may not be ready for camp yet.



Cabin Grouping

One of the main experiences that children have at a resident camp is developing friendships outside of their neighborhood, school or religious organization. Attending a residential camp enables children to develop these skills especially if they are separated from close friends. Our cabins have eight bunks. One is for the counselor and one is possibly reserved for a CILT. This leaves only 6 or 7 campers per cabin creating a perfectly sized family type unit and is one of the important elements of Skylake magic. *The opportunity to make **new life-long friends** in a cabin group is a pivotal part of the experience, which is why we limit specific cabin requests to one friend.*

Considerable time and effort goes into setting up the cabin groups. Our four step process is as follows:

- **The 1st step** is to work towards making sure that **no new camper is isolated in a cabin of only returning campers**. This is a **critical goal** and is the reason why we cannot accommodate large friend groups requesting to be together.
- **The 2nd step** An effort is made to group as many four-week campers together for continuity of their cabin group as much as possible.
- **The 3rd step** is to honor all cabin requests where one camper has selected another camper, and that other camper reciprocates with the same request. (ie: Camper "A" selects camper "B" and camper "B" also has to select camper "A"). This request is typically the easiest to honor, particularly when the two campers are coming for the exact same length of time. If one camper is coming longer and they wish to be with this friend, we can still usually accommodate the requests however the camper staying longer may end up changing to a completely new cabin group half way through their session, as opposed to being placed in a cabin with mostly four week campers.
- **The 4th step** is to determine if a camper has made a "DO NOT" request. This type of request will be honored to the best of our ability first and foremost. Because this type of request complicates the assignment process, no further requests can be guaranteed. Sometimes it's necessary to share this information with the other families in the "do not" request, but we will not do so without speaking with you first.

**All additional requests will be reviewed and honored to the best of our ability. We try to limit too many friends bunked together, so not to dominate a single cabin.*



Cabin Grouping Continued



Skylake is divided into villages. Campers who have completed 1st, 2nd and 3rd grades are "Chipmunks" and "Chickadees." Campers who have completed 4th and 5th grades are "Bobcats" and "Warblers." Campers who have completed 6th and 7th grades are "Bears" and "Tanagers." Campers who have completed 8th grade are "Seniors." CILT I's have just completed the 9th grade, and CILT II's have completed 10th grade. Campers cannot be assigned outside of their grade appropriate village.

We attempt to make everyone happy, but there are many issues to consider. Some age groups may only have two available cabins. Our flexibility in cabin assignments then becomes limited. Although there are issues of parents and children having difficulty not being assigned to a cabin with a particular friend, the exact opposite can occur when too many children from the same city or school are assigned together.

If you have a major concern over cabin assignments, please be sure to send an email to the office that will be documented with your camper's registration. That way, when the cabin assignments are made (*and again when the counselors are reviewing all of the paperwork for campers assigned to their cabin*) everyone will be alerted to any potential issues.

Allergies & Special Diets

The Skylake kitchen produces almost 1,000 meals a day. It is very difficult to accommodate significant dietary restrictions; however, we will do our best. Skylake can accommodate vegan, vegetarian and gluten free diets so long as the campers are flexible in their choices. Skylake offers gluten free breads, pasta, cereals, and dairy-free milk alternatives.

Peanut and other nut allergies have become more of a concern. Skylake does serve peanut butter. It is normally served in individual containers. Skylake also occasionally serves a dessert, the "Choco Taco" that has a peanut topping. Skylake will not knowingly serve any other peanuts or peanut product, and nothing is baked or prepared with nuts. Nuts can be found on the salad bar, but we monitor nut allergy lists each session and make modifications when deemed necessary. We would also ask that parents refrain from sending peanut products in packages sent to campers.



Trading Post

All campers have a \$125 deposit on account for spending at the Trading Post (which was added at the time of enrollment). **You do not need to do anything more, and whatever your camper doesn't spend from the deposit, will be refunded to you after the close of their session.**




The Trading Post is open to the campers 3-4 afternoons each week immediately after lunch. Candy, snacks, limited toiletry items, water bottles, etc. are available to the campers. Skylake also sells t-shirts, sweatshirts, hats, and other logo items. Clothing sales take place on the Sunday after the first week of each session and campers will come through as a cabin group. Campers do not have to purchase any item of clothing, however many campers want to make multiple purchases. **Unless camp receives written authorization, the maximum number of apparel purchases is three items (two clothing items plus a hat).** Because Skylake prefers to only sell high quality items, the sweatshirts and sweatpants can add up, if these both end up in their maximum of three items. We have also been carrying Crazy Creek Chairs the past few years which has made the campers who don't already own one very happy. We sell these items for very little over wholesale but they can still be costly. The Crazy Creek would count as one of three maximum clothing items.

We attempt to control the spending of the campers with purchase limits and set guidelines. We find most campers end up with a remaining credit to return to parents, and occasionally campers go slightly over their balance which is then settled to the card on file after camp. Please advise your camper in advance that what they purchase from the Trading Post is charged to their account.



Life Jackets

All campers are required to wear life jackets while participating in any boating or water activity that takes place away from the Skylake docks. In addition, those campers in either the Chickadee or Chipmunk villages must wear life jackets at all times except when participating in a swimming instruction activity or special events and competitions.



Restriction on Activities

Many of the activities at Skylake can be physically challenging and many activities (such as horseback riding and mountain biking) carry inherent risks. Skylake prides itself on doing everything in the safest manner possible. However, if you or your child are apprehensive about an activity and do not wish to participate, please feel free to indicate this on the online Health History form. There is a specific question regarding restrictions. Our website includes a complete listing of our activities for review.

Yosemite Day Trips

Skylake uses 8 and 10 passenger vans to transport campers to Yosemite. On average, we send vans to the Valley two or three days a week (normally two vans at a time). All campers going to Yosemite will eat breakfast and then return to their cabins to get water bottles and comfortable walking shoes. There are a number of different itineraries for these day trips. Some of the trips involve significant hikes, while others are more of a scenic tour. All campers desirous of going to Yosemite are guaranteed an opportunity. Campers should be aware that on any day they are scheduled to go to Yosemite, they must in fact go or risk not having an additional opportunity.

Length of the Lake Eligibility

One of Skylake's oldest traditions and a major camper accomplishment, is the "Length of the Lake" swim event. This nearly five-mile swim starts at sunrise before the lake is open to speed boats and swimmers have to be out of the water by 8:00 AM. **It is an incredible achievement for those that are up to the challenge.**

It is not possible to accommodate every camper that wants to participate, as only 10 swimmers at a time can be safely accompanied on each of the two events. These two events take place the last week of Session B and D. Swimmers must first pre-qualify with a successful "width of the lake" finish (earlier in the session), and we then take into account the following factors to finalize the participants.

1. **First priority** is given to our 4-week campers with the most years at Skylake. Next priority goes to our 2-week campers with the most years at Skylake.
2. Campers who have successfully completed the event in years' past are **not eligible** unless there are available openings.
3. **Chipmunks and Chickadees are not eligible for this event.**



Senior & CILT Trips to Miller's Landing

If your camper is in the Senior or CILT village, they will be able to go to “Miller’s Landing” Restaurant and Store. Seniors will go once per session, and CILTs are scheduled to go each week. Campers normally access Miller’s by canoe, and should not bring any more than \$15 for each possible visit. The most popular purchase tends to be a burger and milk shake. ***Campers must consume all purchases prior to returning to camp and are not permitted to make purchases for other campers.*** PLEASE send your Senior or CILT with the appropriate money for these outings. We do not dispense these funds from Trading Post accounts.

CILT I Program

Skylake is very proud of the Camper in Leadership Training (CILT) program. This two-year program for eligible campers starts with the CILT I year, a four-week program for eligible returning campers who have just completed the 9th grade. Major accomplishments for the CILT I's include a 4 night/5 day backpacking trip and completion of a lifeguarding training program. Time is also spent in leadership workshops, and the CILTs help staff to make Special Days incredible, and they set up and run the Sunday Carnival. The CILT I program is detailed further on a dedicated CILT page on our website. The CILT application process begins with the online camper application during priority enrollment, and then camp follows up with each applicant with additional items to submit by provided deadlines. Once all of the requirements are met, these campers are officially accepted into the CILT I program.

CILT II Program

The CILT II program allows campers that were successful in the CILT I program to apply for a final camp experience in a focused two-week session. CILT II's share a unique position of still being full time campers and also beginning to experience the role of counselors. Although never in charge of campers without a counselor present, CILT II's are given opportunities for leadership growth and are typically assigned to live in a cabin of younger campers.

CILT II's are admitted into the program based on their performance and conduct as CILT I's. Not all campers will be accepted into the program and space is limited. Those accepted are expected to meet the same standards as our staff on items such as dress code, grooming standards, and are subject to drug and alcohol testing. Applicants will have the opportunity to apply for a preferred two-week session, with final approval and session placement to be made by the Directors. There is no guarantee that CILT II applicants will be enrolled in the same session as their friends. CILT II's must be evenly spread between each session to match up with the youngest cabin groups. We will do our best to accommodate a friend request or a specific session request for those who are accepted into the CILT II program. More information about the process is mailed out to eligible campers prior to September 1st.



Daily Schedule

7:15 am ... Reveille

7:45 am ... Morning Flag Raising
(Roll Call, Announcements & Fun Start to the Day)

8:00 am ... Buffet Breakfast & Cabin Clean Up

9:00 am ... 1st Activity Period

10:00 am ... 2nd Activity Period

11:00 am ... 3rd Activity Period

12:15 pm ... Lunch

1:15 pm ... Siesta *(Campers & staff in cabins for rest time, reading, cards, letter writing, etc.)*

2:30 pm ... Afternoon Activities
(Cabin Group Activity, Swim Call, & Land Activities)

4:30 pm ... Shower Hour & Shasta Call *(Snack Time)*

5:45 pm ... Evening Flag Retreat

6:00 pm ... Dinner

7:00 pm ... Twilight Sports *(Non-Sport Activities also available)*

8:00 pm ... Campfire

9:15 pm ... Taps & Bedtime
(CILTs II evening activity & to bed at 10 p.m.)

****The first Saturday and Sunday of each session (non-changeover weekends) offer a change of pace to the daily schedule, starting with a sleep in until 8 a.m. **Saturday** brings the much anticipated "Special Day," where a theme is revealed and all of camp engages in an energetic day of activities, costumes and surprises. These days would not be complete without a camp dance! **Sunday** offers a welcomed slower pace, "Skytime" (a brief camp reflection time), cabin photos, clothing sales at the Trading Post, and relaxing activity offerings throughout the morning. After lunch and Siesta, the Carnival is open with games and fun treats for all, followed by shower hour and a "Cabin Walk Supper."**



Daily Schedule Continued

Skylake uses a very unique system for the camper's morning activities. Campers sign up for morning activities one week at a time, for those activities that occur on Monday, Wednesday, and Friday. At the end of the first week, the campers select new activities for the following week, again for Monday, Wednesday and Friday. These days at Skylake are what are referred to as **"Major Days."**



"Minor Days" at Skylake are Tuesdays and Thursdays.

The three morning activity periods on these two days, every week are open enrollments. The campers can go to any activity they desire. It is a day in camp that counselors create many new activities that are not normally part of the daily routine. Activities such as modern dance, yoga, "Taylor Swift day" on Guitar, Leap of Faith, entire morning canoe trips to a destination to make s'mores, and an endless list that is constantly changing are offered on Minor Days. The morning flag announcements are when the campers discover what will be new and different for that day. Most of the normal "major day" activities are also available on "minor days."

Attendance at all activities is mandatory, and campers choose what they want to do.

Campers are not permitted to be in their cabins during morning activities.

Skylake Code of Conduct

Summer camps should be idyllic, both emotionally and physically. This is the goal at Skylake. In large groups such as camp, there are behavioral norms that need to be followed. Young people are growing, experimenting, trying on different types of behavior to find out who they are. Skylake encourages that. However, behavior that interferes with the rights of others to enjoy camp goes across the personal line of freedom. In such situations, our code of conduct becomes very important.

The basic Skylake Code of Conduct outlines that it is every camper's responsibility to show respect for the other campers, the staff, camper and staff property, and the history and traditions of Skylake. A camper that is having difficulty with these behavior expectations will be spoken to and if the situation requires, we will call home. Skylake does not tolerate any form of abusive or inappropriate behavior.

Intolerance by words or actions relating to religion, national identity, race, sexual preference or gender identity against any individual, camper, or staff member may result in a camper being sent home.

A continued point of emphasis will be to address and correct any abusive and profane language heard in camp. This is a significant topic during staff training and staff will be instructed on how to deal with campers that do not understand the "negative" power of words. **All parents are requested to discuss this topic with their child.**

Cancellation

If you need to cancel, please inform us as soon as possible. This helps meet the needs of campers on the wait list and save you in cancellation fees.

- **Prior to March 15th - \$250 Administrative Fee**
- **After March 15th: 20% of tuition cancellation fee**
- **Session Drops (i.e. from 4 weeks to 2 weeks) after January 1st will incur a \$250 Administrative Fee**
- **After May 1st: NO refunds**

Cancellations for documented camper injury or illness (after deadline dates above) will be dealt with on a case-by-case basis.

Historically we have never charged a cancellation fee when a camper cancels but has a sibling still attending. We would like to continue with this "informal" policy. Your help in deciding as early as you can and informing us would be very much appreciated.

Payment of Tuition

At the time of enrollment, you selected to pay either by "**Installments**" or with a single "**Pay in Full**" option. Those families that selected "**Installments**" will have the credit card on file billed on **January 15th, March 1st and April 15th**. Those families that chose to "**Pay in Full**" (with a single payment) will have their card billed on **April 1st**.

An invoice is emailed to the billing email on file about one week prior (as a reminder of an upcoming payment). At the time you applied, you were only able to input one email address, so please keep that in mind that billing emails are automated to that particular email (which may be different from any e-blasts which we send to all parent emails on file). We can add a second billing email if you would like these to go to both parents on the primary account, *please just contact our office*.

Gratuities

There is a **NO gratuity policy at Skylake**. Staff is not expecting one and your assistance in not offering one would be appreciated. A kind letter directly to a staff member or the staff as a whole (*after your camper has returned home*) is always appreciated. This also helps us in evaluating a counselor's performance for potential rehiring.



Contact between Campers & Staff After Camp



The bond that develops between campers and staff presents some difficult questions for what happens after camp is over. ***What (if any) contact should be allowed?***

Skylake has a “**NO CONTACT RULE**” without the counselor receiving **prior approval** from the parents. There should be no phone calls, letters, text messages or emails sent or received. Staff members are aware they must contact parents before communicating with a camper after camp.

In regards to **Facebook, Instagram and other social media, there is ABSOLUTELY NO CONTACT allowed and is strictly prohibited.** Staff are instructed to NOT send or accept ANY "friend requests" from campers on any of their social media accounts. This is a strict rule and is not subject to parent approval. We ask for your cooperation in supporting this. Skylake does not rehire any staff member that violates this rule.

Emergency Procedures

Skylake has many emergency procedures in place in the event of an occurrence during camp. The likelihood of anything cataclysmic occurring while your child is at camp is minimal, but rest assured we are ready for any potential situation. The most critical element is communication. For our day-to-day communications, we actively use our on-line newsletter and this will also be our primary source for communicating any emergency information.

We utilize a texting service which is integrated within the CampMinder system, giving us the ability to send instant text message alerts to all parents. **NEW FOR 2024:** This texting system does require recipients to “Opt-in” to receive texts from Skylake. You will find this under forms listed under **Family Forms**. *Please also login to your account, then under "Your Family," select "Update Addresses and Phone Numbers," and double check that your cell phone is accurate and up to date. It's the first number to be listed.*

We also have an **instant phone call alert system**. In event of an emergency, Skylake can record a message and immediately send it to all contact phone numbers providing any vital information that needs to be communicated.



FIRES & SMOKE

In recent years, the National Forests have experienced a number of fires along with excess smoke. Our location on Bass Lake gives us a measure of protection from fire due to the lake forming a significant barrier to our west. In addition, because we are in a designated recreational area, there are regular preventative controlled burns and significant tree thinning efforts. In the event we are required to evacuate, we have a multi-phase plan that covers multiple scenarios with full communication with the parents. We are confident we would be able to safely and calmly return all campers to their homes, and care for out of state campers at a safe location until reunited with their parent or emergency contact.

California residents have unfortunately come to expect dealing with smoke and at times poor air quality during fire season. Should these conditions be present while in session at camp, we will monitor air quality and wind forecasts throughout the day and adjust activity levels accordingly. Because smoke conditions change so rapidly, we do not envision closing due to smoke in the area unless ordered to do so by a government agency.

Priority Enrollment Procedure 2025



Important Dates to Remember

- **Enrollment for returning campers begins on September 1, 2024.**
- **Priority Enrollment ends on October 15, 2024.**
- **Enrolling during the priority period guarantees a camper the same session that the camper attended in 2024. We cannot accommodate session changes or additional sessions until after October 15th.** (You may make the requests when applying, but we will hold the application until the end of the priority enrollment period until we determine if there will be space to change or add a session.)
- Campers waitlisted in 2024 and not offered a spot will be factored in the best we can during the Priority Enrollment period for 2025, particularly lower division campers. These families will be invited to apply during this time.
- **PLEASE MAKE NOTE - the girl's side of camp is always almost 100% sold out by the end of the priority enrollment period. For girls, you cannot allow the October 15th date to pass without getting enrolled or you risk not having space available.**



Skylake Yosemite Camp

since 1945

Core Values

Skylake is an inclusive community that welcomes and accepts campers and staff from all cultures, genders, gender identities, races and religions. Hatred, bigotry, misogyny or any other form of prejudice of any kind will never be tolerated.

Everyday, Skylake strives for campers and staff to benefit and grow from this inclusive community by sharing an outdoor living experience together. The activity structure, cabin structure, meal structure and small group focus at Skylake is all geared towards the development of mental, social, emotional and physical health of every staff member and camper. Skylake is motivated by the goal that every individual shall leave here stronger and more confident.

Skylake is fortunate to be located in the Sierra National Forest adjacent to Bass Lake. While at camp, every opportunity will be taken to make staff and campers aware of the natural beauty of the outdoor environment and foster an everlasting appreciation of nature. From their experiences at Skylake, campers and staff should develop a desire to protect our natural environment.

Camp Administration

- **ADRIENNE PORTNOY DURGIN, Co-Director**
Adrienne@Skylake.com or (559) 642-3720
- **JESSICA PORTNOY SONKA, Co-Director**
Jessica@Skylake.com or (559) 642-3720
- **JEFFREY PORTNOY, Executive Director**
Jeff@Skylake.com or (559) 642-3720
- **RILEY RIORDAN,**
Registrar & Assistant Director
Registration@Skylake.com or (559) 642-3720

Thank you for giving us the opportunity, privilege and joy of caring for your children at Skylake.

Please do not hesitate to contact us during the summer.

Adrienne, Jessica & Jeff

Skylake Yosemite Camp operates pursuant to a Special Use Permit from the USFS. In the spirit of all laws, Skylake proudly does not discriminate on the basis of race, creed, religion, national origin, gender or gender identity or on any other basis that fails to properly respect all people.